

# CONNECTION-FREE FORKLIFT SWEEPER



## LEADER'CLEAN



## EMILY ADVANTAGES

- 100% self-powered sweeper: simple, cost-effective, patented system requiring no hydraulic or electric connection.
- Overthrow sweeping (better hopper filling)
- Low maintenance!
- Accurate brush adjustment thanks to 2 levers for a fine and constant sweeping.
- Optimum user safety ensured by the hopper locking/unlocking visual indicator

## GENERAL DESCRIPTION

No hydraulic connection, no electric connection !  
This sweeper is ideal for indoor and outdoor cleaning.

**PATENTED**

**NO HYDRAULIC OR ELECTRIC CONNECTION**

## HOW IT WORKS

The Leader' Clean sweeper fits to any forklift truck (electric, gas or diesel driven) and works with a simple pushing of the forklift. Once in motion, the rear wheel drives the main brush, the side brush and the spraying system. It thus maintains a constant brush speed for a perfect sweeping even when turning. The hopper opening is activated by a lever on the sweeper.



## SPECIFICATIONS

BRUSH WIDTH	51,2 IN	63 IN
OVERALL WIDTH	60,6 IN	72,4 IN
OVERALL WIDTH WITH 1 SIDE BRUSH	70,9 IN	82,7 IN
HOPPER CAPACITY	47,6 GAL	58 GAL
EMPTY WEIGHT*	1367 LBS	1676 LBS

\* The weight is not contractual

## OPTIONS


- SIDE BRUSH ON LEFT HAND SIDE
- WATER SPRINKLING WITH TRI JET NOZZLES
- ANTIFREEZE KIT
- SOLID WHEEL
- BUMPER





# STANDRAD EQUIPMENT


- Sleeves mounted on turret (Ø24 in ball bearing)
- Sleeves 6.7 x 3.5 in
- 1 inflatable wheel 21 x 5 in, heavy-duty (8-ply)
- 2 multidirectional wheels 8 x 2 in
- Oil bath multiplier – pendular system
- Brush driven by chain
- Brush diameter 22 in
- 2 levers for precise brush adjustment
- Mud guard
- Steel thickness 1/8 and 5/16 in
- Rear and inside covers with easy-access opening



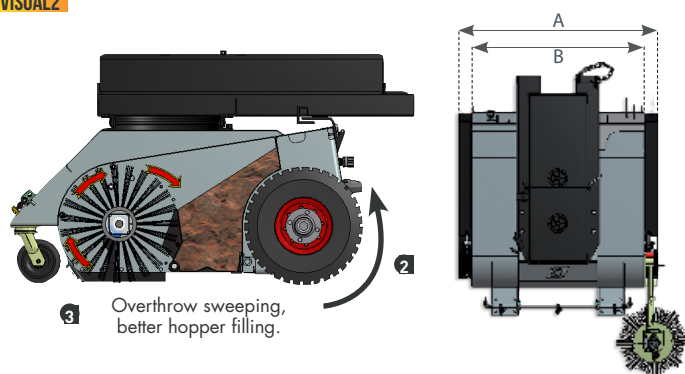
## TECHNICAL VIEW

### VISUAL 1

- 1 Forklift pushing.
- 2 Wheel rotation. (see visual 2)
- 3 Main brush and side brush rotation. Overthrow sweeping. (visual 2)

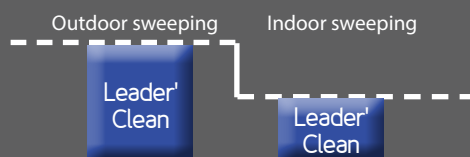


### VISUAL 2



- 3 Overthrow sweeping, better hopper filling.

### PRECONISATIONS



Subject to type of ground and waste to be collected

\* Section of pallet forks: max.: 5.9 x 2.4 in



Warehouse : 375 Britannia Rd E, Mississauga, L4Z 1X9, Ontario, CA  
 Head Office : 4290 Av. Christophe Colomb, Montréal, H2J 3G3, Québec, CA  
 Phone : +33 629-372-210 - Email : emily@emily-northamerica.com  
 Website : www.emily-northamerica.com

